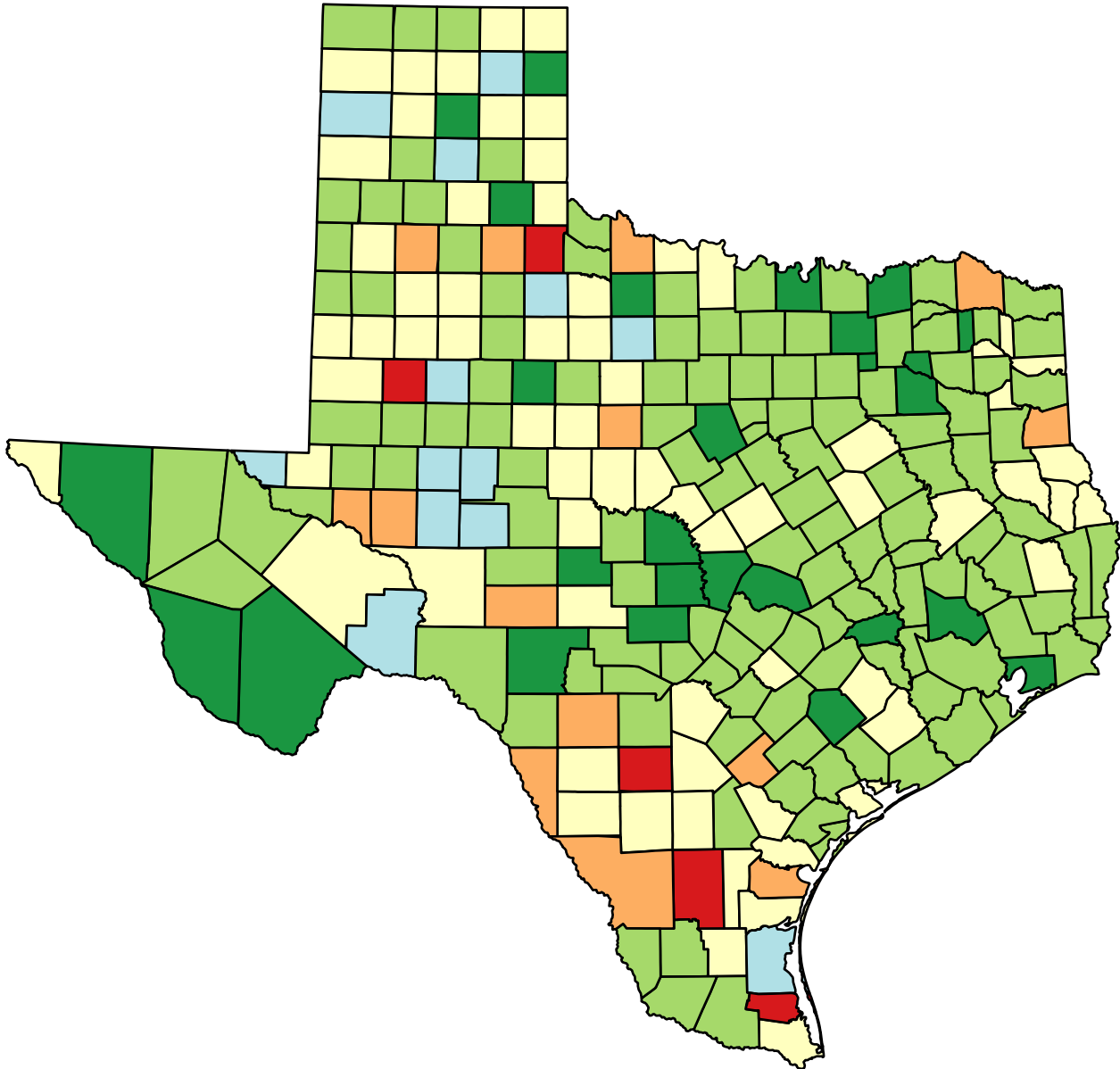








**Texas Age-Adjusted Death Rate (per 100,000)
 Year: 2005-2012
 Causes of Death: Diabetes mellitus (E10-E14)**



AADR (Areas)	
	Suppressed (13)
	5.3 - 17.2 (27)
	17.3 - 29.2 (127)
	29.3 - 41.3 (68)
	41.4 - 53.3 (14)
	53.4 - 65.4 (5)

Unique ID for Analysis: 1303rnnz (1303RNNZ)
Compiled / Run: Mar 3 2021 / Mar 3 2021
Platform / Run Time: VitalWeb Ajax / 1 second
Range Type: Equal Ranges | Color Palette: Div Green-Yellow-Red
Age Adjustment: 2000 US Population; 0, 1-, 5-, 15-, 25-, ..., 75+
Data Scenario: Texas County Level ICD-10 Underlying Cause Deaths
Suppress area if 0 to 3 events in area.
Death Data Source: Texas Dept of State Health Services
Population data sources: Texas DSHS and Texas State Data Center