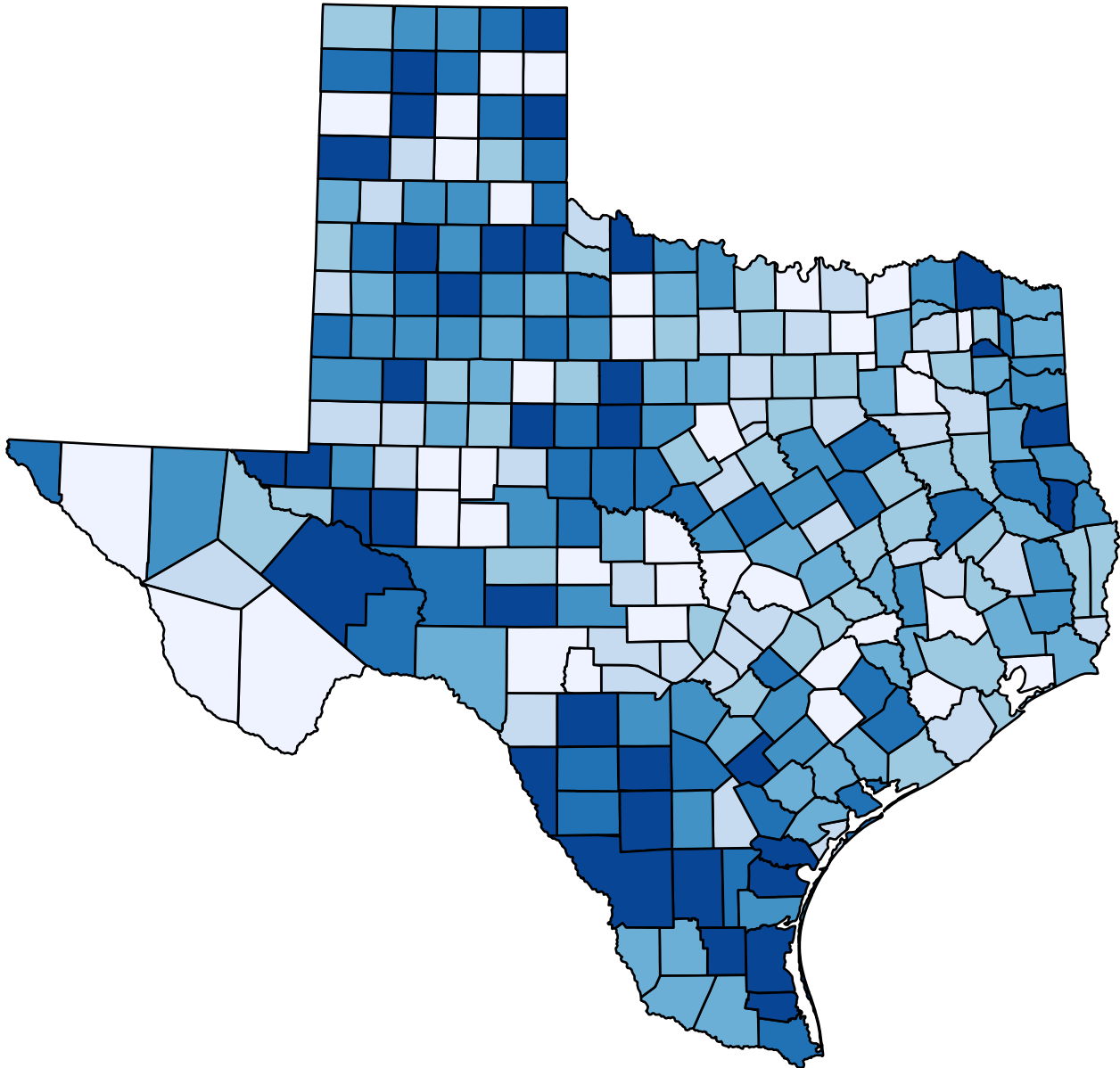









**Texas Age-Adjusted Death Rate (per 100,000)
 Year: 2005-2012
 Causes of Death: Diabetes mellitus (E10-E14)**



AADR (Areas)	
	0.0 - 17.5 (38)
	17.6 - 20.6 (36)
	20.7 - 23.3 (37)
	23.4 - 27.1 (35)
	27.2 - 31.3 (36)
	31.4 - 38.2 (36)
	38.3 - 93.0 (36)

Unique ID for Analysis: 1303midt (1303MIDT)
Compiled / Run: Mar 3 2021 / Mar 3 2021
Platform / Run Time: VitalWeb Ajax / 1 second
Range Type: Equal Counts | Color Palette: Seq Blue
Age Adjustment: 2000 US Population; 0, 1-, 5-, 15-, 25-, ..., 75+
Data Scenario: Texas County Level ICD-10 Underlying Cause Deaths
Death Data Source: Texas Dept of State Health Services
Population data sources: Texas DSHS and Texas State Data Center