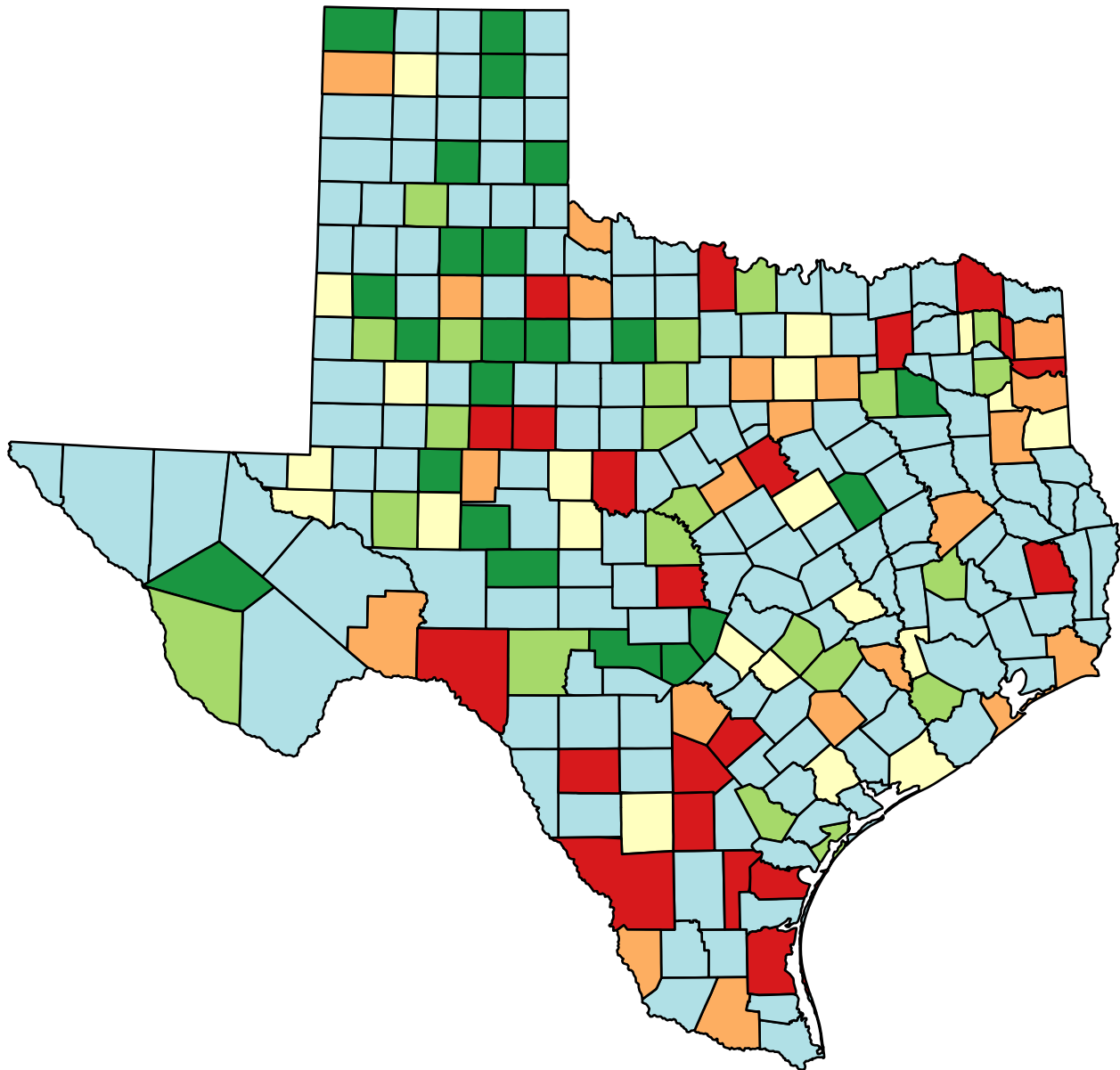








**Ever had diabetes (excluding pregnancy)?**  
**Texas Weighted Age-Adjusted %Yes**  
**Age: 18-99+ Years**  
**Year of Survey: 2005-2008**



AA % Yes (Areas)	
	Suppressed (147)
	0.0 - 2.4 (22)
	2.5 - 4.3 (22)
	4.4 - 5.8 (21)
	5.9 - 9.0 (21)
	9.1 - 24.8 (21)

Unique ID for Analysis: 3416vafr (3416VAFR)  
 Compiled / Run: Apr 16 2023 / Apr 16 2023  
 Platform / Run Time: VitalWeb Standard / 1 second  
 Range Type: Equal Counts | Color Palette: Div Green-Yellow-Red  
 Age Adjustment: 2000 US Population; 18-, 25-, 35-, 45-, 65+  
 Data Scenario: Texas County Level Adult BRFSS  
 2011-present BRFSS data are not comparable with 1984-2010 data.  
 Excluded responses: Missing, not asked, don't know, and refused.  
 DIABETES\_NP\_EVER : Have you ever been told by a doctor that you have diabetes?  
 Pre-diabetes, borderline diabetes, and diabetes during pregnancy do not count as 'Yes'.  
 Suppress area if 1 to 50 events in area.  
 BRFSS Data Source: Texas Dept of State Health Services